



MARYLAND
ASSOCIATION OF
REALTORS®

www.mdrealtor.org



AVERAGE

The average sales price is the weighted average of sales prices in the county, calculated by weighting the price of homes by the number of homes sold.

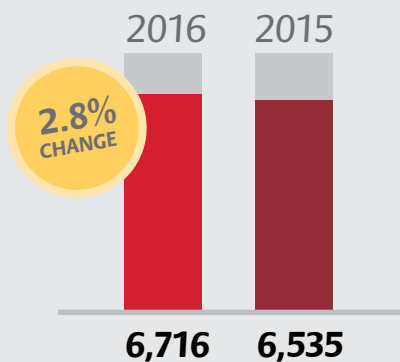
MEDIAN

The median price is the middle value of the prices of all homes sold in the period.

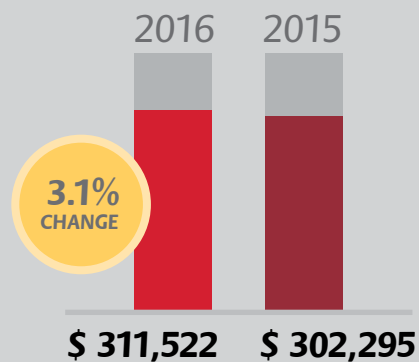
The “**Units**” category represents sales settled in that month. The “**Pending Units**” category includes units currently under contract, which will settle in the future. “**Active Inventory**” includes units that remain on the market.

The monthly housing statistics are presented as reported by MRIS and the Coastal Association of REALTORS® (CAR).

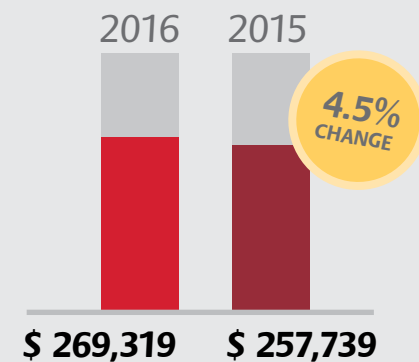
UNITS



AVERAGE PRICE



MEDIAN PRICE



In 2016 the
PENDING UNITS
are **5,967**.

In 2015 they
were **5,974**.



In 2016 the
ACTIVE INVENTORY
is **21,096**.

In 2015 they
were **25,534**.



In 2016 the
MONTHS OF INVENTORY
is **3.1**.

In 2015 they
were **3.9**.

